

Scaled data based on original data using
LM-79-08 Approved Method: Electrical and Photometric Measurements of Solid-
State Lighting Products

Test Report Prepared for
Cooper Lighting Solutions
(formerly Eaton)

Brand: INVUE

Report Number: P675105

Luminaire Tested: **CCW-SA-1F-730-U-T4FT**

Issue Date: 04/25/2023



Test Information

Test Method: LM-79-08
Report Number: P675105
Test Lab: INNOVATION CENTER(G1)
Issue Date: 04/25/2023
Manufacturer: COOPER LIGHTING SOLUTIONS (FORMERLY EATON)
Product Line: INVUE
Catalog Number: CCW-SA-1F-730-U-T4FT
Description: INVUE CLEAR CURVE Wall Pack MOUNT LIGHT SQUARE LUMINAIRE @1200mA w/
T4FT distribution lens
Light Source: (16) 3000K CCT, 70 CRI LEDS
Ballast/Driver: ELECTRONIC DRIVER

Summary

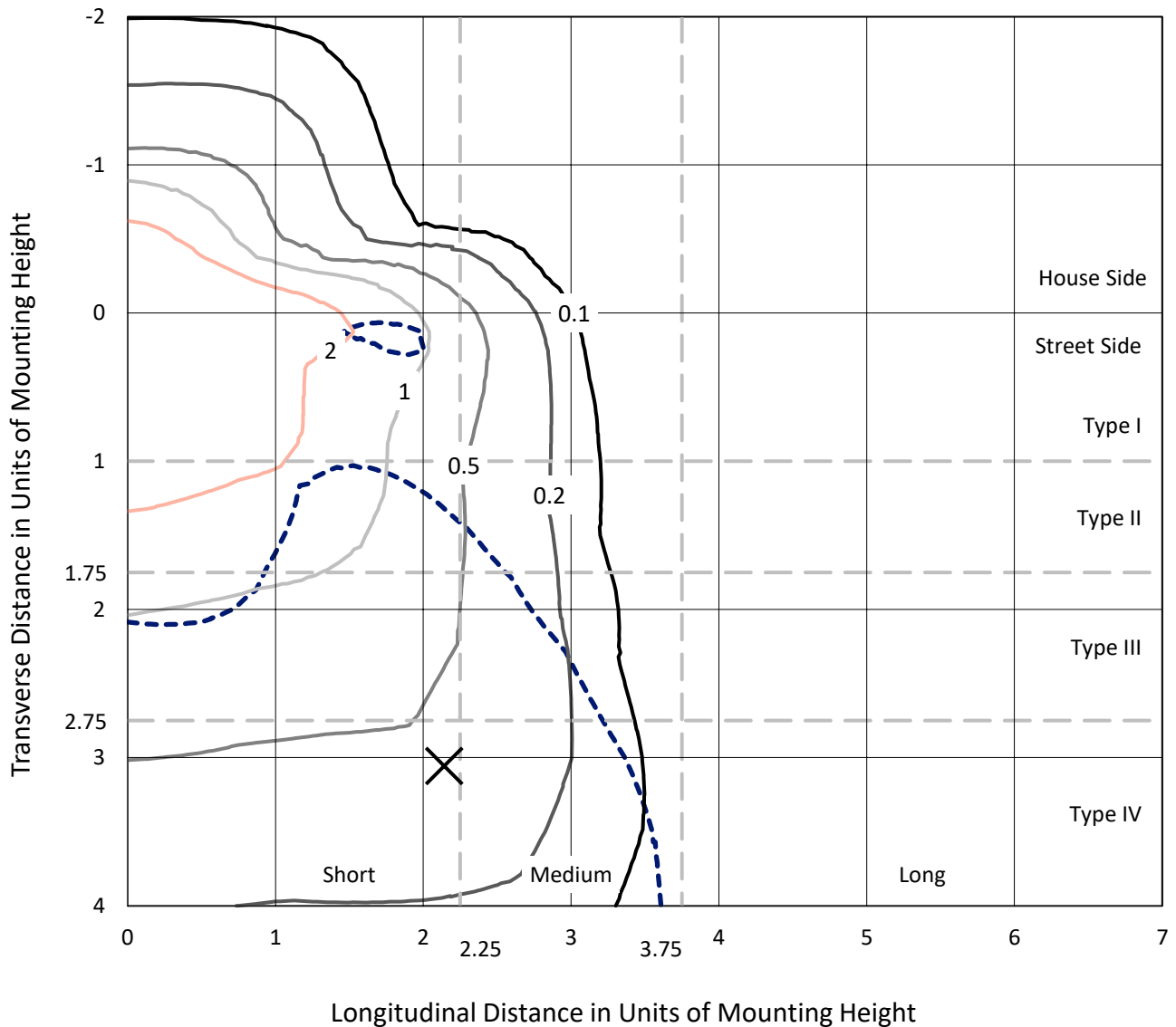
Lumens per Lamp: N/A
Luminaire Lumens: 6823.2 lumens
Efficiency: N/A
Efficacy: 101.8 lumens/watt
Luminous Opening: Rectangular (W 1' x L: 0.5' x H: 0')
IES Classification: Type IV - Short
BUG Rating: B1 - U0 - G2

Input Watts (W): 67
Input Voltage (V): 120
Input Current (Ain): NR
Voltage Rise (V): NR
Power Factor: NR
Total Harmonic Distortion (THDi): NR
Frequency (hertz): 60
Stabilization Time: NR
Operation Time: NR
Ambient Temperature (°C): NR
Test Distance: 25 FT

REPORT NUMBER: P675105
 CATALOG NUMBER: CCW-SA-1F-730-U-T4FT

Iso-Footcandle Lines of Horizontal Illumination

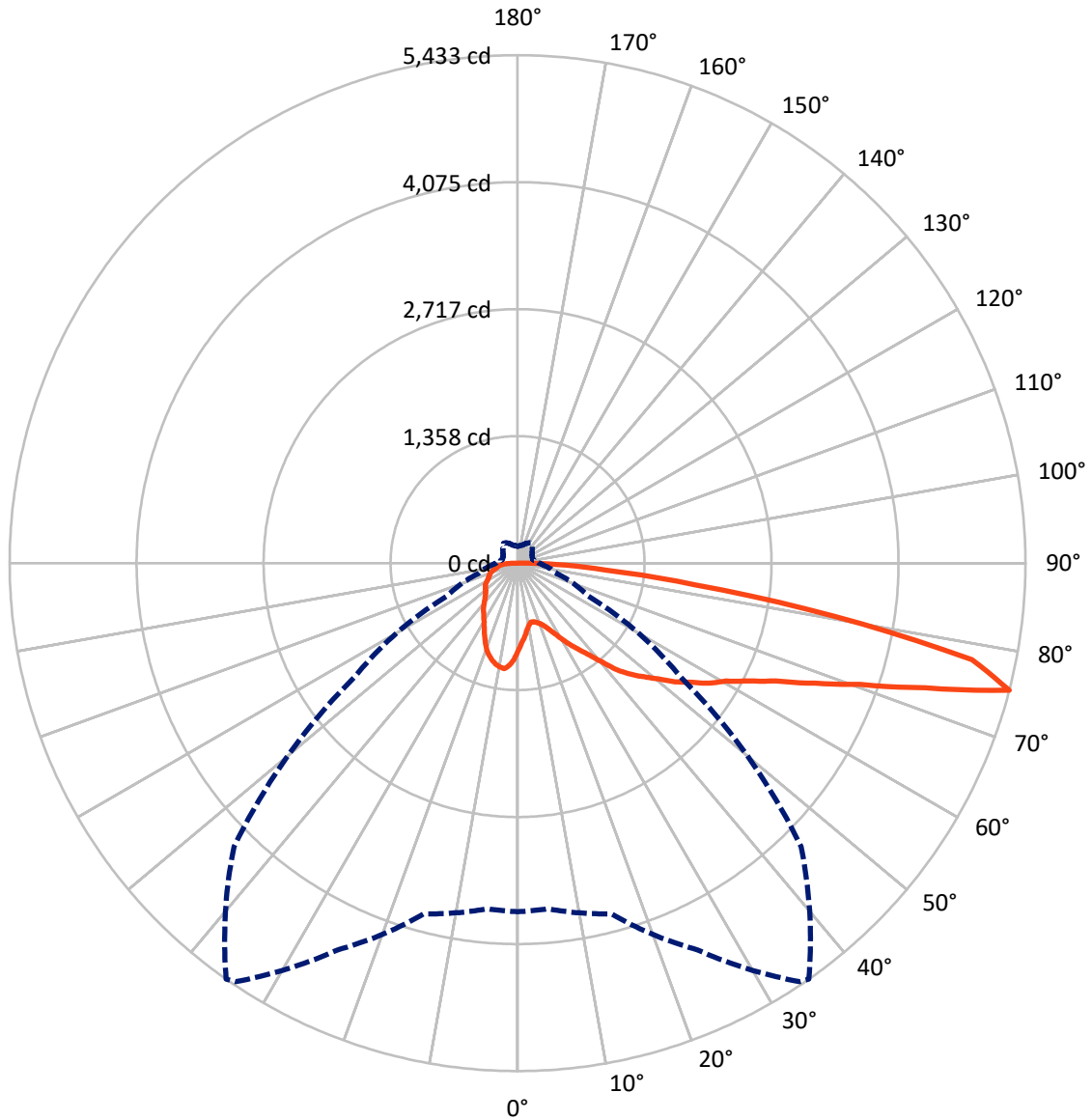
× Max cd
 - - - 1/2 Max cd



Based on 15 foot mounting height. Maximum calculated value = 4.9 fc
 Type IV - Short - N/A

REPORT NUMBER: P675105
CATALOG NUMBER: CCW-SA-1F-730-U-T4FT

Luminous Intensity Polar Plot



— Vertical Plane Through 35-Deg Lateral - - - Horizontal Cone Through 75-Deg Vertical

REPORT NUMBER: P675105
 CATALOG NUMBER: CCW-SA-1F-730-U-T4FT

FLUX DISTRIBUTION:

		Downward	Upward	Total
House Side	Lumens	1568.1	0.0	1568.1
	% Fixture	23.0	0.0	23.0
Street Side	Lumens	5255.0	0.0	5255.0
	% Fixture	77.0	0.0	77.0
Total	Lumens	6823.2	0.0	6823.2
	% Fixture	100.0	0.0	100.0

Coefficient of Utilization

ZONAL LUMENS:

Zone	Lumens	% Fixture
0°-10°	89.1	1.3
10°-20°	258.5	3.8
20°-30°	429.0	6.3
30°-40°	635.9	9.3
40°-50°	916.9	13.4
50°-60°	1260.8	18.5
60°-70°	1557.4	22.8
70°-80°	1424.8	20.9
80°-90°	250.8	3.7
90°-100°	0.0	0.0
100°-110°	0.0	0.0
110°-120°	0.0	0.0
120°-130°	0.0	0.0
130°-140°	0.0	0.0
140°-150°	0.0	0.0
150°-160°	0.0	0.0
160°-170°	0.0	0.0
170°-180°	0.0	0.0
0°-90°	6823.2	100.0
0°-180°	6823.2	100.0



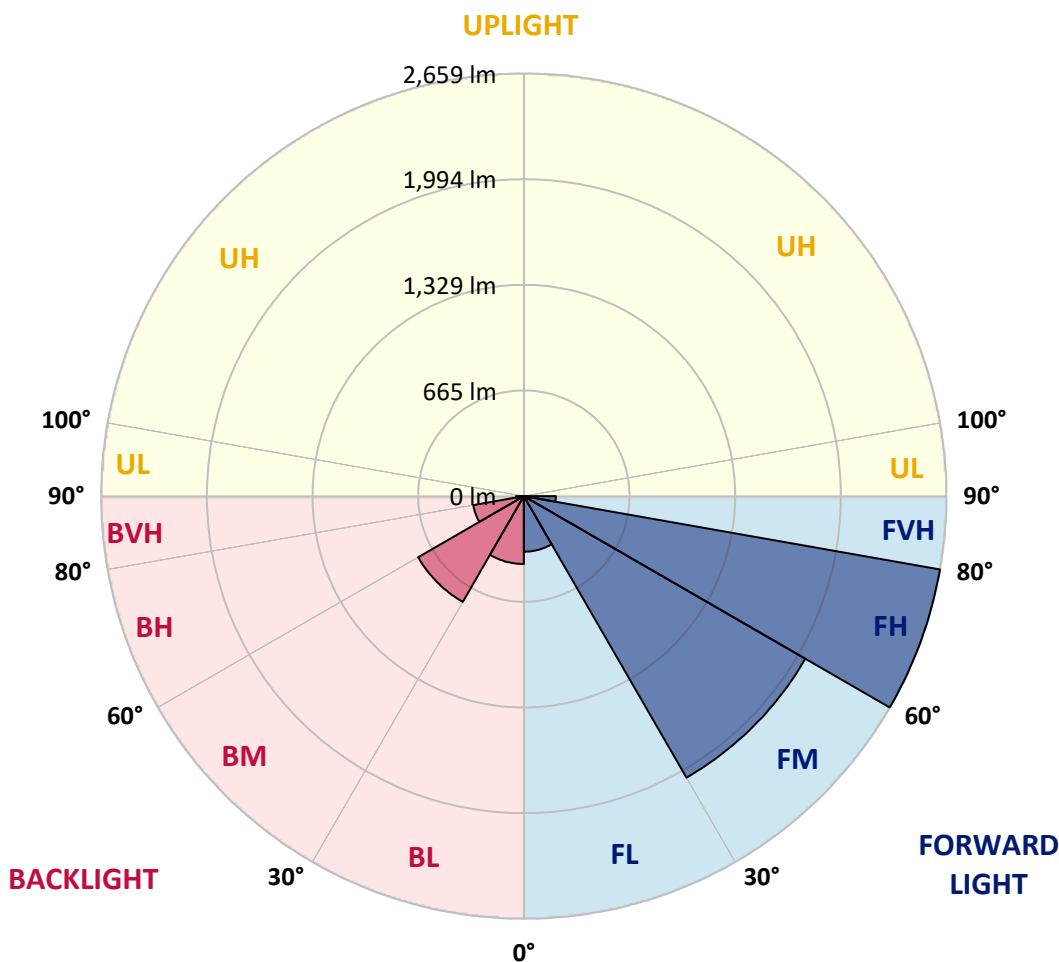
REPORT NUMBER: P675105
 CATALOG NUMBER: CCW-SA-1F-730-U-T4FT

LUMINAIRE CLASSIFICATION SYSTEM LUMEN TABLE AND BUG RATING:

Zone	Lumens	% Fixture	Zone Rating/Lumen Limit		
			B	U	G
FL (0°-30°)	349.7	5.1			
FM (30°-60°)	2045.2	30.0			
FH (60°-80°)	2658.8	39.0			G2/5000
FVH (80°-90°)	201.3	3.0			G2/225
BL (0°-30°)	426.8	6.3	B1/500		
BM (30°-60°)	768.4	11.3	B1/1000		
BH (60°-80°)	323.4	4.7	B1/500		G1/500
BVH (80°-90°)	49.5	0.7			G1/100
UL (90°-100°)	0.0	0.0		U0/0	
UH (100°-180°)	0.0	0.0		U0/0	

BUG Rating: B1-U0-G2

Type IV Short





REPORT NUMBER: P675105
 CATALOG NUMBER: CCW-SA-1F-730-U-T4FT

CANDELA DISTRIBUTION (FULL):

	0°	5°	15°	25°	34°	35°	45°	55°	65°	75°	85°
0°	934.8	934.8	934.8	934.8	934.8	934.8	934.8	934.8	934.8	934.8	934.8
2.5°	846.9	839.3	846.9	851.9	851.9	851.9	859.4	882.0	897.1	907.2	924.8
5°	758.9	761.4	766.4	779.0	786.6	791.6	804.1	831.8	854.4	887.1	924.8
7.5°	681.0	686.0	693.6	706.1	723.7	721.2	748.9	786.6	829.3	872.0	927.3
10°	640.8	650.9	653.4	655.9	673.5	673.5	711.2	753.9	806.7	861.9	927.3
12.5°	648.3	648.3	640.8	638.3	648.3	645.8	678.5	728.8	786.6	864.5	937.3
15°	671.0	671.0	655.9	640.8	655.9	650.9	678.5	718.7	786.6	867.0	957.4
17.5°	701.1	703.6	686.0	660.9	665.9	668.4	688.5	726.2	786.6	872.0	985.1
20°	761.4	748.9	721.2	681.0	698.6	691.1	721.2	753.9	801.6	892.1	1025.3
22.5°	814.2	814.2	761.4	726.2	728.8	728.8	756.4	784.0	824.2	919.7	1055.4
25°	899.6	894.6	829.3	776.5	781.5	784.0	799.1	831.8	861.9	934.8	1093.1
27.5°	1007.7	995.1	929.8	869.5	849.4	856.9	864.5	889.6	897.1	959.9	1138.4
30°	1123.3	1105.7	1050.4	954.9	944.9	947.4	934.8	949.9	939.8	1000.2	1183.6
32.5°	1196.2	1196.2	1143.4	1073.0	1045.4	1045.4	1002.7	1012.7	1012.7	1037.8	1264.0
35°	1259.0	1254.0	1218.8	1166.0	1148.4	1138.4	1095.6	1110.7	1085.6	1110.7	1377.1
37.5°	1354.5	1339.4	1324.3	1289.1	1254.0	1246.4	1223.8	1233.9	1198.7	1186.1	1505.3
40°	1465.0	1457.5	1442.4	1427.4	1392.2	1389.7	1364.5	1374.6	1336.9	1289.1	1633.4
42.5°	1628.4	1605.8	1558.0	1545.5	1553.0	1563.0	1553.0	1535.4	1467.6	1407.2	1771.6
45°	1791.7	1756.5	1666.1	1646.0	1703.8	1696.2	1739.0	1731.4	1620.8	1525.4	1917.4
47.5°	1897.3	1867.1	1794.2	1781.7	1806.8	1816.9	1945.0	1922.4	1746.5	1633.4	2058.1
50°	1972.7	1975.2	1879.7	1912.3	1945.0	1945.0	2105.8	2103.3	1899.8	1766.6	2241.5
52.5°	2083.2	2048.0	2007.8	2038.0	2083.2	2108.4	2306.9	2251.6	1995.3	1879.7	2447.6
55°	2141.0	2125.9	2090.8	2143.5	2239.0	2251.6	2462.7	2420.0	2103.3	2012.9	2658.7
57.5°	2163.6	2176.2	2234.0	2256.6	2389.8	2422.5	2603.4	2543.1	2203.8	2178.7	2822.0
60°	2264.2	2246.6	2324.5	2414.9	2543.1	2560.7	2779.3	2648.6	2301.9	2286.8	2874.8
62.5°	2467.7	2422.5	2465.2	2573.3	2751.7	2774.3	2965.3	2789.4	2344.6	2359.7	2872.3
65°	2764.2	2731.6	2668.7	2754.2	3005.5	3038.1	3183.9	2910.0	2332.0	2334.5	2668.7
67.5°	3113.5	3060.8	2995.4	3048.2	3354.8	3430.2	3450.3	2962.8	2244.1	2193.8	2171.2
70°	3420.1	3384.9	3342.2	3432.7	3859.9	3887.5	3782.0	2930.1	2000.3	1761.6	1447.5
72.5°	3706.6	3689.0	3714.1	4053.4	4543.4	4561.0	4093.6	2724.0	1580.6	1068.0	673.5
75°	3729.2	3711.6	3885.0	4566.0	5400.3	5433.0	4287.1	2136.0	834.3	434.7	284.0
77.5°	2525.5	2578.3	2902.4	3998.1	4960.5	4968.1	3505.6	992.6	344.3	256.3	198.5
80°	620.7	688.5	1093.1	2068.2	3344.7	3427.7	1919.9	334.2	226.2	196.0	148.3
82.5°	226.2	246.3	444.8	934.8	1879.7	1912.3	671.0	180.9	163.3	150.8	108.1
85°	108.1	110.6	211.1	459.9	949.9	939.8	241.2	108.1	118.1	103.0	65.3
87.5°	45.2	45.2	93.0	213.6	419.7	407.1	77.9	50.3	67.8	60.3	32.7
90°	0.0	0.0	0.0	0.0	0.0	0.0	0.0	0.0	0.0	0.0	0.0



REPORT NUMBER: P675105

CATALOG NUMBER: CCW-SA-1F-730-U-T4FT

CANDELA DISTRIBUTION (continued):

	90°	95°	105°	115°	125°	135°	145°	155°	165°	175°	180°
0°	934.8	934.8	934.8	934.8	934.8	934.8	934.8	934.8	934.8	934.8	934.8
2.5°	937.3	942.4	962.5	977.5	992.6	1005.2	1025.3	1025.3	1037.8	1037.8	1037.8
5°	934.8	962.5	995.1	1030.3	1052.9	1075.5	1095.6	1098.2	1105.7	1115.7	1118.3
7.5°	944.9	972.5	1025.3	1075.5	1103.2	1113.2	1138.4	1130.8	1130.8	1130.8	1138.4
10°	965.0	995.1	1068.0	1113.2	1133.3	1135.8	1128.3	1123.3	1108.2	1103.2	1095.6
12.5°	980.0	1032.8	1105.7	1140.9	1133.3	1125.8	1108.2	1083.1	1065.5	1060.5	1060.5
15°	1017.7	1070.5	1138.4	1150.9	1138.4	1098.2	1075.5	1047.9	1032.8	1010.2	1020.3
17.5°	1050.4	1110.7	1171.0	1156.0	1130.8	1068.0	1035.3	995.1	975.0	949.9	949.9
20°	1093.1	1148.4	1201.2	1161.0	1105.7	1037.8	985.1	934.8	907.2	882.0	887.1
22.5°	1140.9	1191.1	1218.8	1140.9	1068.0	990.1	917.2	869.5	834.3	819.2	824.2
25°	1178.6	1233.9	1228.8	1108.2	1022.8	929.8	849.4	804.1	796.6	781.5	781.5
27.5°	1226.3	1284.1	1221.3	1068.0	947.4	834.3	784.0	766.4	766.4	758.9	763.9
30°	1289.1	1329.3	1203.7	1010.2	851.9	748.9	723.7	733.8	751.4	743.8	746.3
32.5°	1392.2	1387.1	1188.6	944.9	751.4	665.9	683.5	703.6	718.7	726.2	731.3
35°	1492.7	1460.0	1171.0	856.9	658.4	625.7	640.8	663.4	691.1	698.6	701.1
37.5°	1593.2	1535.4	1140.9	748.9	600.6	590.5	605.6	618.2	640.8	645.8	650.9
40°	1698.7	1585.7	1088.1	643.3	552.8	552.8	562.9	565.4	578.0	585.5	590.5
42.5°	1791.7	1633.4	992.6	545.3	502.6	520.2	522.7	517.7	507.6	512.6	515.2
45°	1904.8	1686.2	882.0	474.9	464.9	487.5	492.5	472.4	454.8	444.8	439.8
47.5°	2015.4	1741.5	786.6	417.1	429.7	464.9	464.9	442.3	412.1	387.0	376.9
50°	2115.9	1796.8	708.6	382.0	394.5	447.3	452.3	409.6	376.9	346.8	341.8
52.5°	2284.3	1889.7	628.2	354.3	374.4	434.7	432.2	394.5	351.8	319.1	316.6
55°	2432.5	1982.7	522.7	326.7	354.3	417.1	424.7	379.5	321.7	291.5	286.5
57.5°	2540.6	2005.3	417.1	299.0	334.2	397.0	407.1	349.3	301.6	276.4	273.9
60°	2560.7	1917.4	339.2	276.4	306.6	369.4	376.9	331.7	286.5	266.4	261.3
62.5°	2467.7	1749.0	289.0	256.3	284.0	341.8	356.8	311.6	271.4	253.8	251.3
65°	2256.6	1502.7	253.8	238.7	268.9	321.7	339.2	296.5	258.8	243.8	241.2
67.5°	1786.7	1153.4	226.2	226.2	248.8	301.6	326.7	286.5	246.3	236.2	233.7
70°	1168.5	693.6	206.1	208.6	233.7	284.0	311.6	273.9	231.2	228.7	223.7
72.5°	502.6	319.1	183.4	191.0	211.1	253.8	289.0	256.3	213.6	206.1	198.5
75°	231.2	193.5	165.9	170.9	188.5	223.7	261.3	236.2	198.5	186.0	178.4
77.5°	163.3	140.7	138.2	148.3	160.8	193.5	231.2	221.1	183.4	173.4	168.4
80°	120.6	108.1	115.6	125.6	133.2	178.4	218.6	203.5	168.4	153.3	145.8
82.5°	85.4	80.4	90.5	100.5	108.1	155.8	201.0	178.4	140.7	128.2	115.6
85°	50.3	52.8	62.8	67.8	75.4	115.6	168.4	143.2	108.1	82.9	80.4
87.5°	22.6	22.6	30.2	32.7	37.7	67.8	113.1	90.5	67.8	52.8	50.3
90°	0.0	0.0	0.0	0.0	0.0	0.0	0.0	0.0	0.0	0.0	0.0

(END OF REPORT)